

600080

2011

.....	2
.....	2
.....	3
.....	5
.....	8
.....	12
.....	16
.....	17
.....	26
.....	27
.....	32
.....	111

()

()

()

()

()

()

()

	ST
	GINWA ENTERPRISE GROUP INC.
	GINWA

()

	202	202
	029-88336635	029-88336635
	029-81778626	029-81778626
	ginwa@pub.xaonline.com ginwa@public.xa.sn.cn	ginwa@pub.xaonline.com ginwa@public.xa.sn.cn

()

	3
	710075
	202
	710065
	http://www.ginwa.com.cn
	ginwa@pub.xaonline.com ginwa@public.xa.sn.cn

()

	http://www.sse.com.cn

()

A		ST	600080	

()

	1996 2 14
	3
	2007 9 30
	610000100022703
	610198294196407
	29419640-7
	16 2 4

()

	42,415,730.78
	174,622,570.88
	165,555,059.41
	618,089.79
	91,018,375.04

()

	2011		2010	2009
--	------	--	------	------

	91,018,375.04	40,760,100.09	123.30	37,418,413.56
	2011	2010	%	2009
	1,069,061,235.97	1,427,778,660.55	-25.12	1,375,706,568.62
	150,615,322.43	702,807,541.39	-78.57	684,135,892.51
	916,111,909.82	722,547,734.15	26.79	688,984,345.80
	305,295,872.00	305,295,872.00		305,295,872.00

	2011	2010	%	2009
	0.5423	0.1099	393.45	-0.0478
	0.5423	0.1099	393.45	-0.0478
/	0.5423	/	/	/
	0.0020	-0.0940		-0.1700
%	20.21	4.76	15.45	-2.13
%	0.08	-4.07		-7.56
	0.2981	0.1335	123.30	0.1226
	2011	2010	%	2009
	3.0007	2.3667	26.79	2.2568
%	14.09	49.22	35.13	49.73

()

1

		(%)							(%)
1									
2									
3									

	305,295,872	100						305,295,872	100
1	305,295,872	100						305,295,872	100
2									
3									
4									
	305,295,872	100						305,295,872	100

2

()

1

2

3

()

1

2011		28,616				28,869
		(%)				
		25.55	78,000,000			0 30 000 000
		3.75	11,440,000	-3,560,000		0

		1.56	4,760,000	3,644,000	0	
		0.98	2,987,100	-9,845,547	0	
		0.75	2,292,981		0	
		0.52	1,600,000		0	
		0.45	1,382,930		0	
		0.43	1,300,000		0	
		0.41	1,250,000		0	
		0.40	1,210,000		0	
			78,000,000			
			11,440,000			
			4,760,000			
			2,987,100			
			2,292,981			
			1,600,000			
			1,382,930			
			1,300,000			
			1,250,000			
			1,210,000			

2

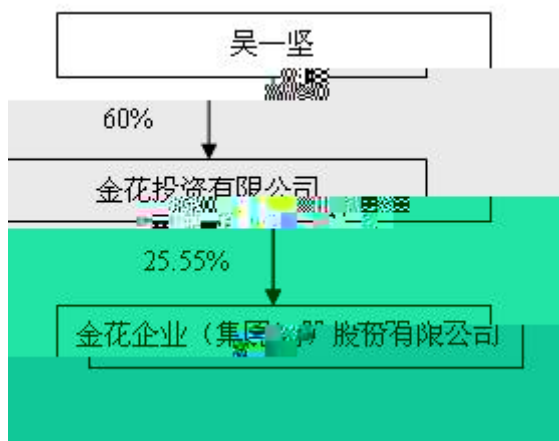
(1)

	1995 7 24
	8,000

(2)

5	

(3)



3

()

			52	2011 21	4	2014 21	4	23,240	23,240		
			55	2011 21	4	2014 21	4				

			56	2011 21	4	2014 21	4					
			49	2011 10	6	2014 21	4	29,050	29,050			43.84
			48	2011 21	4	2014 21	4					3
			50	2011 21	4	2014 21	4					3
			40	2011 21	4	2014 21	4					3
			61	2011 21	4	2014 21	4	17,430	17,430			
			54	2011 21	4	2014 21	4					
			32	2011 21	4	2014 21	4					5.58
			42	2011 20	5	2014 21	4					29.57
			47	2011 21	4	2014 21	4					25.61
			49	2011 21	4	2014 21	4					21.96
			40	2011 21	4	2014 21	4					19.57
			47	2008 15	5	2011 20	5					27.86
			49	2008 15	5	2011 21	4					3.655
			40	2008 15	5	2011 21	4					
	/	/	/	/	/	/		69,720	69,720	/		186.645

2006 1 2011 5

1996 4 2004 1

10 2003 11 2004 2

2004 10 2005 2

2005 2

2003 2

2008 9

2000 4

2003 11 2010 11

2010 11

2008 9

1995 2000

2000 2005 2006 11

2005 5

2006 12 2008 3 2008

2010 4 2010 4

2002 3

1996

2002 11 2006 5

2003 2011 4

1999 2011 4 2011

4 2011 5

1999 6 2002 12

2003 1 2003 12 2004 1 2006 1

2006 1 2008 5 2005 6

2008 5 2008 5

2007 3 2010 2 2010

2 2011 4

2000 2003 2003 6 2004 3

2011 4

AST

IBM

2005 4
2006 1
2008 4

2002 1
2004 5
2004 5

2001 PREMIER 2005 5
2002 5
2007 4
2008 5

GATEWAYTRAVEL 2004 1
2006 6
2011

()

--	--	--	--	--	--

()

	404
	0
	239
	55
	38
	18
	54
	96
	77
	7

()

,

[2011]30

[2011]96

1

2

" "

3

4

5

6

7

2008 6 12

[2008]27

[2008]45

2008 7 3

" "

()

1

		7	5	2	0	0	
		7	5	2	0	0	
		7	5	2	0	0	
		7	5	2	0	0	
		7	5	2	0	0	
		7	3	2	2	0	

3

()

()

	1 [2011]30

	[2011]96
2	
3	

()

()

1

2

3

()

[2011]30

[2011]96

1

2

3

()

2010	2011 4 21		2011 4 22
------	-----------	--	-----------

2011 4 21

2010

2011 4 22

2010

2010

2010

2010

2010

()

2011	2011 6 10		2011 6 11
2011	2011 11 11		2011 11 12

1

2011 6 10

2011

2011

6 11

2

11 12 2011 11 11 2011 2011

()

1

GMP

			(%)	%	%	%	%
	188,142,748.36	43,140,206.05	77.07	83.17	50.67	-5.13	13.49
	134,104,753.29	128,109,451.17	4.47	3.44	-13.30	-15.78	2.81
	51,542,164.96	28,195,403.33	45.30	13.39	13.18	5.71	3.86

13.49

2.81

3.86

3)

	37,143,952.80	%	42.67
	91,653,978.59	%	24.23

3

			%		
	38,315,523.58	142,050,854.70	3.58	9.95	-6.37
	36,621,194.23	9,937,684.73	3.43	0.70	2.73
	10,229,607.62	7,691,225.13	0.96	0.54	0.42
	80,515,959.33	8,459,974.31	7.53	0.59	6.94
	199,358,321.17	379,435,875.51	18.65	26.58	-7.93
	1,989,606.15	860,500.00	0.19	0.06	0.13
	117,377.36	1,455,552.41	0.01	0.10	-0.09
	0.00	419,906,473.16	0.00	29.41	-29.41
	600,000.00	4,754,610.46	0.06	0.33	-0.28
	15,243,601.98	5,869,950.04	1.43	0.41	1.01
	13,275,533.61	2,455,574.33	1.24	0.17	1.07
	0.00	167,370,189.80	0.00	11.72	-11.72
	64,361,247.64	46,475,824.24	6.02	3.26	2.77
	0.00	3,823,229.45	0.00	0.27	-0.27
	1,069,061,235.97	1,427,778,660.55			

ERP

2011 5

4

			%		
	42,415,730.78	-44,868,469.91	24.29	-135.13	159.42
	132,206,840.10	78,071,604.69	75.71	235.13	-159.42
	174,622,570.88	33,203,134.78			

87,284,200.69

141,419,436.10

(1)

2

3

5

			%	
	378,249,985.22	327,428,993.63	50,820,991.59	15.52
	199,849,545.41	224,739,907.56	-24,890,362.15	-11.08
	70,944,639.93	21,067,523.70	49,877,116.23	236.75
	60,290,220.28	63,079,381.76	-2,789,161.48	-4.42
	32,901,049.70	58,681,869.08	-25,780,819.38	-43.93
	5,637,479.15	897,695.19	4,739,783.96	527.99
	136,143,734.40	106,218,089.26	29,925,645.14	28.17
	3,936,894.30	28,146,484.57	-24,209,590.27	-86.01

15.52%

11.08%

43.93%
 4,739,783.96
 28.17%

86.01% 2011 6

6

				%
	91,018,375.04	40,760,100.09	50,258,274.95	123.30
	189,868,859.16	-15,191,927.86	205,060,787.02	
	-384,622,565.32	67,561,225.01	-452,183,790.33	
	-103,735,331.12	93,129,397.24	-196,864,728.36	

7

			527,500,000.00	582,724,592.17	-12,396,443.18
			5,000,000.00	19,384,991.84	77,225.65
			1,000,000.00	863,704.68	-299,687.44
			5,000,000.00	737,343.54	-50,716.79
			5,000,000.00	0.00	-2,879,813.32
			5,000,000.00	0.00	-1,523,564.23

8

9

1

”

”

		10	2011 2011	2011 6	
	2011 6 15				2011 6 16

2011

2011 8 11

2011 53 2012

2 27

2012 2 29

2012 4 9 2012 3 30

2011 2011

1

2 2011 2 6

8

1

2

3

2012

4

2011

2011

5

6

1

2

3

7 2012

2012

122CC115.99.714 -1[[([2)5(0)5(1)39(1)30)5(0 Td [<1448074009CC114.13E1468045F09CB6<074231146B.

9

1

2

	2011	176,981,179.39	10%
17,698,117.94		159,283,061.45	
133,810,891.85		293,093,953.30	
2011			

2011

	10	10 ()	10			(%)
2008	0			0	-53,183,477.34	
2009	0			0	-14,588,456.24	
2010	0			0	33,563,388.35	

()

	4	2 0 1 0 23
--	---	------------

2010

23

2011 3 23

()

1

											(%)
	100%	2011 11 11	27,800	-440.34	3,557.33						21.49

2011

2011 10 27 11 12 12 21

2

()

1

				28,009,116.26
				39,000,000.00
				37,061,402.52
				67,009,116.26
				37,061,402.52
				0
				0

			2800.91				
			2008			2011 4	
			18			21	
			3538.30			3538.30	
			14839.12				

()

: :

	53
	3

()

()

()

()	B24	2011 1 7	http://www.sse.com.cn
2010 ()	B24	2011 1 14	http://www.sse.com.cn
()	B1	2011 1 18	http://www.sse.com.cn
()	12	2011 3 26	http://www.sse.com.cn
()	12	2011 3 26	http://www.sse.com.cn

() 2010	12	2011 3 26	http://www.sse.com.cn
() 0 0	B195	2011 4 22	http://www.sse.com.cn
()	72	2011 4 23	http://www.sse.com.cn
()	72	2011 4 23	http://www.sse.com.cn
() GMP	B107	2011 4 29	http://www.sse.com.cn
()	31	2011 5 21	http://www.sse.com.cn
() 2011	31	2011 5 21	http://www.sse.com.cn
() 2010	B10	2011 5 27	http://www.sse.com.cn
() 0	32	2011 6 11	http://www.sse.com.cn
()	B16	2011 6 16	http://www.sse.com.cn
()	16	2011 6 25	http://www.sse.com.cn
()	B31	2011 7 5	http://www.sse.com.cn
()	B31	2011 7 5	http://www.sse.com.cn
()	B49	2011 8 10	http://www.sse.com.cn
()	34	2011 8 13	http://www.sse.com.cn
()	B20	2011 10 27	http://www.sse.com.cn

() 2011	B20	2011 10 27	http://www.sse.com.cn
()	B20	2011 10 27	http://www.sse.com.cn
() 0	16	2011 11 12	http://www.sse.com.cn
()	B36	2011 11 23	http://www.sse.com.cn
()	B36	2011 11 23	http://www.sse.com.cn
()	B4	2011 11 25	http://www.sse.com.cn
()	39	2011 12 10	http://www.sse.com.cn
()	B35	2011 12 21	http://www.sse.com.cn

()

[2012] 705A1997

2011 12 31

2011

(1)

(2)

2011 12 31

2011

()

2011 12 31

:

: :

		38,315,523.58	142,050,854.70
		9,123,908.48	9,113,843.92
		36,621,194.23	9,937,684.73
		10,229,607.62	7,691,225.13
		80,515,959.33	8,459,974.31

		35,268,920.27	33,402,638.18
		210,075,113.51	210,656,220.97
		154,276,735.63	154,276,735.63
		453,360,409.28	629,488,861.68
		199,358,321.17	379,435,875.51
		48,890,031.77	51,604,914.35
		1,989,606.15	860,500.00
		117,377.36	1,455,552.41
		993,641.10	
		858,986,122.46	1,217,122,439.58
		1,069,061,235.97	1,427,778,660.55

		143,051,605.55	691,077,051.20
		263,256.33	302,614.33
		7,300,460.55	7,604,646.41
			3,823,229.45
		7,563,716.88	11,730,490.19
		150,615,322.43	702,807,541.39
		305,295,872.00	305,295,872.00
		252,598,614.91	224,589,498.65
		86,368,545.64	68,670,427.70
		271,848,877.27	123,991,935.80
		916,111,909.82	722,547,734.15
		2,334,003.72	2,423,385.01
		918,445,913.54	724,971,119.16
		1,069,061,235.97	1,427,778,660.55

2011 12 31

:

: :

		20,903,760.78	117,162,877.50

		9,070,922.72	9,113,843.92
		33,011,036.43	4,212,603.52
		7,821,323.69	4,442,841.62
		79,700,272.80	9,316,580.35
		17,267,114.78	15,696,498.92
		167,774,431.20	159,945,245.83
		699,503,313.74	699,706,344.31
		97,708,551.84	258,373,761.67
		30,466,540.39	210,544,094.73

		147,488,825.35	655,587,823.85
		263,256.33	302,614.33
			3,823,229.45
		263,256.33	4,125,843.78
		147,752,081.68	659,713,667.63
		305,295,872.00	305,295,872.00
		214,589,498.65	214,589,498.65
		86,368,545.64	68,670,427.70
		293,093,953.30	133,810,891.85
		899,347,869.59	722,366,690.20
		1,047,099,951.27	1,382,080,357.83

2011 1—12

: :

		378,249,985.22	327,428,993.63
		378,249,985.22	327,428,993.63
		375,810,902.28	372,565,927.54
		199,849,545.41	224,739,907.56

		6,187,967.81	4,099,550.25
		70,944,639.93	21,067,523.70
		60,290,220.28	63,079,381.76
		32,901,049.70	58,681,869.08
		5,637,479.15	897,695.19
" "			
" "		39,976,647.84	268,4649.64.82

		31,035,739.43	59,274,944.65
		5,163,155.74	13,745,275.32
" "			
" "		35,573,270.29	-652,516.08
" "		54,128,689.87	-44,654,349.57
		136,080,037.88	106,175,761.64
		3,907,483.35	28,119,739.68
" "		186,301,244.40	33,401,672.39
		9,320,065.01	76,808.14
" "		176,981,179.39	33,324,864.25
		176,981,179.39	33,324,864.25

2011 1—12

: :

		395,907,361.46	339,975,737.94
		33,290,741.96	5,603,333.93

		33,776,625.16	29,103,804.55
		41,012,584.75	37,754,369.72
		65,292,353.14	34,259,928.70
		338,179,728.38	304,818,971.78
		91,018,375.04	40,760,100.09
			268,464.00
		369,525.00	210,225.00
		199,068,528.87	
			5,600,000.00
		199,438,053.87	6,078,689.00
		9,569,194.71	21,270,616.86
		9,569,194.71	21,270,616.86
		189,868,859.16	-15,191,927.86
			271,500,000.00
			271,500,000.00
		315,406,473.16	197,020,000.00
		69,216,092.16	6,918,774.99
		384,622,565.32	203,938,774.99

		-384,622,565.32	67,561,225.01
		-103,735,331.12	93,129,397.24
		142,050,854.70	48,921,457.46
		38,315,523.58	142,050,854.70

2011 1—12

:

:

		182,420,870.67	116,413,417.74
		47,092,701.44	64,613,839.57
		229,513,572.11	181,027,257.31
		24,928,714.38	13,607,651.53
		19,140,170.70	16,703,931.07
		34,991,451.42	32,131,441.65
		53,723,058.57	71,570,528.26
		132,783,395.07	134,013,552.51
		96,730,177.04	47,013,704.80

			271,500,000.00
		315,406,473.16	197,020,000.00
		67,514,566.24	6,918,774.99
		382,921,039.40	203,938,774.99
		-382,921,039.40	67,561,225.01
		-96,259,116.72	99,616,169.27
		117,162,877.50	17,546,708.23
		20,903,760.78	117,162,877.50

: :

	305,295,872.00	224,589,498.65			68,670,427.70		123,991,935.80		2,423,385.01	724,971,119.16
	305,295,872.00	224,589,498.65			68,670,427.70		123,991,935.80		2,423,385.01	724,971,119.16
" "		28,009,116.26			17,698,117.94		147,856,941.47		-89,381.29	193,474,794.38
							165,555,059.41		30,486.61	165,585,546.02
		28,009,116.26								28,009,116.26
		28,009,116.26					165,555,059.41		30,486.61	193,594,662.28
									-119,867.90	-119,867.90
1										
2										
3									-119,867.90	-119,867.90
					17,698,117.94		-17,698,117.94			
1					17,698,117.94		-17,698,117.94			

2									
3									
4									
1									
2									
3									
4									
1									
2									
	305,295,872.00	252,598,614.91			86,368,545.64		271,848,877.27	2,334,003.72	918,445,913.54

: :

	305,295,872.00	224,589,498.65			65,337,941.27		93,761,033.88	2,586,330.31	691,570,676.11	

	305,295,872.00	224,589,498.65			65,337,941.27	93,761,033.88	2,586,330.31	691,570,676.11	
" "					3,332,486.43	30,230,901.92	-162,945.30	33,400,443.05	
						33,563,388.35	-162,945.30	33,400,443.05	
						33,563,388.35	-162,945.30	33,400,443.05	
1									
2									
3									
					3,332,486.43	-3,332,486.43			
1					3,332,486.43	-3,332,486.43			
2									
3									
4									
1									
2									
3									
4									
1									
2									

	305,295,872.00	224,589,498.65			68,670,427.70		123,991,935.80		2,423,385.01	724,971,119.16

2011 1—12

: :

	305,295,872.00	214,589,498.65			68,670,427.70		133,810,891.85		722,366,690.20
	305,295,872.00	214,589,498.65			68,670,427.70		133,810,891.85		722,366,690.20
" "					17,698,117.94		159,283,061.45		176,981,179.39
							176,981,179.39		176,981,179.39
							176,981,179.39		176,981,179.39
1									
2									
3									
					17,698,117.94		-17,698,117.94		

1					17,698,117.94		-17,698,117.94	
2.								
3								
4								
1								
2								
3								
4								
1								
2								
	305,295,872.00	214,589,498.65			86,368,545.64		293,093,953.30	899,347,869.59

: :

	305,295,872.00	214,589,498.65			65,337,941.27		103,818,514.03	689,041,825.95
	305,295,872.00	214,589,498.65			65,337,941.27		103,818,514.03	689,041,825.95
" "					3,332,486.43		29,992,377.82	33,324,864.25

							33,324,864.25	33,324,864.25
							33,324,864.25	33,324,864.25
1								
2								
3								
						3,332,486.43	-3,332,486.43	
1						3,332,486.43	-3,332,486.43	
2.								
3								
4								
1								
2								
3								
4								
1								
2								
	305,295,872.00	214,589,498.65				68,670,427.70	133,810,891.85	722,366,690.20

1				"	"		
	1996	23					1996
2			1997	4	24		
[1997]	178	179				6	12
			"	600080"		204,800,000.00	2000 8
			230,835,200.00			99,840,000.00	2006
6	12						
						99,840,000.00	
						10	7.458
		305,295,872.00					
2							
				"	"		

1

							2006
2		—			38		

2

--	--	--	--	--	--	--	--

3

				1	1	12	31
--	--	--	--	---	---	----	----

1

2

7

8

9

1

2

4

5

()

(1)

100 100

(2)

		(%)	(%)
1	1	5	5
1	2	10	10
2	3	20	20
3	4	30	30
4	5	40	40
5		50	50

3

11

1

2

[Empty rectangular box]

3

[Large empty rectangular box]

4

[Empty rectangular box]


5

[Empty rectangular box]


12


1

[Large empty rectangular box]




2





3



20

20%

50

20

--

4

	24
	9 5

13

	24
--	----

14

1

--

2

	(%)	(%)
10-50	5	1.90-9.5
10-30	5	3.167-9.5
8	5	11.875
5	5	11.875

3

24

4

5

15

24

16

1

2

3

1

2

5

10

24

18

1

2	
3	
4	

19

1	
2	10

20

1	
2	
3	
4	

21

1


2

3

22

1

2



23

/


1

2


3

1

2



24



25

1

26

27

1

17%
5%
7%
15%

2

2009	9	18	15%
------	---	----	-----

1

1

500	480
500	375
500	225
100	100
500	

500

(%)

(%)

96	96	-17,725.13	-11,987.50
75	75		
45	45	2,351,728.85	42,474.44
100	100		
100	100		
100	100		

"

"

2

52750

57749

(%)

(%)

100	100
-----	-----

2

%

75

3

			38,654,401.18	100.00	2,033,206.95	5.26
			38,654,401.18	--	2,033,206.95	--

				(%)		(%)
--	--	--	--	-----	--	-----

			10,585,262.66	100.00	647,577.93	6.12
			10,585,262.66	--	647,577.93	--

				(%)		(%)	
1		37,505,385.45	97.03	1,875,269.27	9,496,664.46	89.72	474,833.23
1	2	929,602.40	2.40	92,960.24	627,637.12	5.93	62,763.71
2	3	73,002.00	0.19	14,600.40	283,073.34	2.67	56,614.67
3	4	81,874.95	0.21	24,562.49	177,887.74	1.68	53,366.32
4	5	64,536.38	0.17	25,814.55			
5							
		38,654,401.18	--	2,033,206.95	10,585,262.66	--	647,577.93

2

3

4 5%(5%)

2011 12 31

5% 5%

5						
						(%)
1			12,883,353.77	1		33.33
2			8,336,250.00	1		21.57
3			3,680,775.00	1		9.52
4			2,693,057.63	1		6.97
5			1,435,015.20	1		3.71
			29,028,451.60			75.10
4						
1						
						(%)
						(%)
			84,998,689.53	99.24	4,482,730.20	5.27
			651,472.30	0.76	651,472.30	100.00
			85,650,161.83	--	5,134,202.50	--
						(%)
						(%)
			9,090,081.29	93.31	630,106.98	6.93
			651,472.30	6.69	651,472.30	100.00
			9,741,553.59	--	1,281,579.28	--
						(%)
						(%)
1	83,675,169.26	98.44	4,183,758.46	7,923,476.90	87.17	395,874.22

1	2	635,993.63	0.75	63,599.36	658,386.92	7.24	65,905.30
2	3	306,452.49	0.36	61,290.50	147,571.53	1.62	29,514.31
3	4	62,152.93	0.07	18,645.88	66,158.95	0.73	19,847.68
4	5	40,246.10	0.05	16,098.44	282,780.25	3.11	113,112.1
5		278,675.12	0.33	139,337.56	11,706.74	0.13	5,853.37
		84,998,689.53	--	4,482,730.20	9,090,081.29	--	630,106.98

		651,472.30	651.472.30	100%
		651,472.30	651.472.30	-- --

2

3

4 5%(5%)

2011 12 31 5% 5%

5

27,800.00	20,000.00
7800.00	7800.00

6

			(%)
	78,000,000.00	1	91.07
	3,812,275.81	1	4.45
	318,077.65	1-2	0.37
	300,000.00	1-2	0.35
	200,000.00	2-3	0.23
	82,630,353.46		96.47

5

1

		(%)		(%)
1	6,820,155.51	66.67	3,489,906.33	45.37
1 2			135,251.01	1.76
2 3	2,496.01	0.02	41,375.00	0.54
3	3,406,956.10	33.31	4,024,692.79	52.33
	10,229,607.62	100.00	7,691,225.13	100.00

3	3,406,951.10	3,300,000.00
---	--------------	--------------

2

	3,300,000.00	3
	1,010,656.00	1
	620,000.00	1
	432,000.00	1
	396,625.04	1
	300,000.00	1
	5,049,635.696	

3,300,000.00

3

5% (5%)

2011 12 31

5% 5%

6

1

7,124,175.33	7,124,175.33	6,577,976.22	114,133.32	6,463,842.90
2,784,582.63	2,784,582.63	1,535,289.90		1,535,289.90
18,753,237.95	18,753,237.95	21,301,982.70		21,301,982.70
3,987,114.31	3,987,114.31	2,632,561.13		2,632,561.13
2,619,810.05	2,619,810.05	1,468,961.55		1,468,961.55
35,268,920.27	35,268,920.27	33,516,771.50	114,133.32	33,402,638.18

2

114,133.32	114,133.32
114,133.32	114,133.32

3

0.32%

7

1

148,391,235.63	148,391,235.63	148,391,235.63
5,885,500.00	5,885,500.00	5,885,500.00
3,750,000.00		
158,026,735.63	154,276,735.63	154,276,735.63

(%) (%)

2011

15.02	15.02		
9.52	9.52		
75.00	75.00	3,750,000.00	203,030.57
		3,750,000.00	203,030.57

2

203,030.57

8

1

2011

38,853,078.30	--	--	35,829,788.77
1,476,598.68	--	--	1,728,862.25
3,788,148.71	--	--	6,419,248.85

28,478,669.40

80,348,326.10

2

8,181,811.78	6,349,213.84	1,194,466.86	638,131.08
--------------	--------------	--------------	------------

3

4

5

6

--	--	--	--

7

1	75,406,473.16	2011	1	4	2011	1	20
	2011	2					
	300						
	2011	11	27,800.00				
2				73,000,000.00			
			1				

9

1

--	--	--	--

-		104,228,263.71		104,228,263.71
30,154,940.56	30,154,940.56	106,310,431.02		106,310,431.02
168,891,780.78	168,891,780.78	168,891,780.78		168,891,780.78
311,599.83	311,599.83	5,400.00		5,400.00
199,358,321.17	199,358,321.17	379,435,875.51		379,435,875.51

2

-	104,228,263.71	713,000.00		104,941,263.71
140,000,000.00	106,310,431.02	6,381,518.58	80,281,826.10	2,255,182.94
	168,891,780.78			0
	5,400.00	1,047,893.49	66,500.00	675,193.66
	379,435,875.51	8,142,412.07	80,348,326.10	107,871,640.31

(%)

(%)

-				
80.50	85.00			30,154,940.56
				168,891,780.78
				311,599.83
				199,358,321.17

8	7	1
---	---	---

10

1

	62,131,768.02	808,000.00	265,020.00	62,674,748.02
" "	1,013,620.00		265,020.00	748,600.00
	881,150.88			881,150.88
	18,104,931.39			18,104,931.39
	5,146,465.75			5,146,465.75

	36,985,600.00			36,985,600.00		
		808,000.00		808,000.00		
	10,526,853.67	3,438,237.55	180,374.97	13,784,716.25		
" "	730,113.41	49,775.01	180,374.97	599,513.45		
	603,366.07	43,963.29		647,329.36		
	6,563,037.78	1,810,493.16		8,373,530.94		
	1,074,536.84	678,654.84		1,753,191.68		
	1,555,799.57	848,617.92		2,404,417.49		
		6,733.33		6,733.33		
	51,604,914.35			48,890,031.77		
" "	283,506.59			149,086.55		
	277,784.81			233,821.52		
	11,541,893.61			9,731,400.45		
	4,071,928.91			3,393,274.07		
	35,429,800.43			34,581,182.51		
				801,266.67		
	51,604,914.35			48,890,031.77		
" "	283,506.59			149,086.55		
	277,784.81			233,821.52		
	11,541,893.61			9,731,400.45		
	4,071,928.91			3,393,274.07		
	35,429,800.43			34,581,182.51		
				801,266.67		
	<u>3,438,237.55</u>					
2						
	<table border="0" style="width: 100%;"> <tr> <td style="width: 50%;">283,500.00</td> <td style="width: 50%;">167,925.45</td> </tr> </table>				283,500.00	167,925.45
283,500.00	167,925.45					
2						
	198,000.00		198,000.00			
	662,500.00	295,846.15		958,346.15		

		200,000.00		200,000.00
		200,000.00		200,000.00
		325,000.00		325,000.00
		108,000.00		108,000.00
ERP		198,260.00		198,260.00
	860,500.00	1,327,106.15	198,000.00	1,989,606.15

100%

0

11

	1,312,500.00		1,312,500.00	
	143,052.41	13,000.00	38,675.05	117,377.36
	1,455,552.41	13,000.00	1,351,175.05	117,377.36

	13,000.00
3-5	

12

/

1

		993,641.10	
		993,641.10	
		7,300,460.55	7,604,646.41
		7,300,460.55	7,604,646.41

2

		697,300.38	492,609.39
		697,300.38	492,609.39

3

6,624,274.00

6,624,274.00

,
,

13

1,929,157.21	5,277,905.44	39,653.20	7,167,409.45
114,133.32			114,133.32
1,778,426.69			95,650.39
	3,750,000.00		3,750,000.00
3,821,717.22	9,027,905.44	39,653.20	209,783.71
			12,600,185.75

203,030.57

14

1

419,906.473.16

419,906,473.16

2

1	2	
2		104,500,00.00
3	2011 12 31	167,000,000.00

15

600,000.00

4,754,610.46

		600,000.00			4,754,610.46
		<u>600,000.00</u>			
16					
1					
<hr/>					
1		21,595,583.30			17,856,632.15
1		20,460,873.58			20,044,456.45
		42,056,456.88			37,901,088.60
<hr/>					
2		5%(5%)			
		2011	12	31	5% 5%
<hr/>					
3		1			
17					
1					
<hr/>					
1		13,034,216.63			4,233,487.32
1		2,209,385.35			1,636,462.72
		15,243,601.98			5,869,950.04
<hr/>					
2		5%(5%)			
		2011	12	31	5% 5%
<hr/>					
18					
<hr/>					
		1,721,306.68	21,533,352.74	19,918,410.89	3,336,248.53
		1,406,159.76	3,671,727.63	3,853,123.80	1,224,763.59
1		1,125,294.83	831,328.34	832,078.84	1,124,544.33
2		268,175.45	2,522,395.21	2,696,337.57	94,233.09
3		5,600.55	231,681.49	236,907.46	374.58
<hr/>					

4	6,925.25	48,189.21	52,183.17	2,931.29
5	163.68	38,133.38	35,616.76	2,680.30
	158,783.52	735,280.02	687,896.47	206,167.07
	2,664,490.61	548,165.26	857,669.62	2,354,986.25
	5,950,740.57	26,488,525.65	25,317,100.78	7,122,165.44

0

19

	3,318,881.93	1,076,245.89
	159,821.18	193,672.99
	9,077,494.44	27,235.19
		198,522.53
		655,445.68
	146,133.63	58,739.57
	310,532.73	146,470.21
	12,150.80	18,823.93
	225,383.01	66,894.18
	25,135.89	13,524.16
	13,275,533.61	2,455,574.33

20

	167,370.189.80
	<u>167,370,189.80</u>

2

21

	1
22,870.91	22,870.91

	67,329.09	67,329.09
	262,400.00	262,400.00
	40,000.00	40,000.00
	392,600.00	392,600.00

22

1

1	34,641,369.43	30,052,267.02
1	29,719,878.21	16,423,557.22
	64,361,247.64	46,475,824.24

2 5%(5%)

	697,064.51	697,064.51
	697,064.51	697,064.51

3 1

--	--	--

4

--	--	--

23

	302,614.33	39,358.00	263,256.33
	302,614.33	39,358.00	263,256.33

2010 3 20	" "	600,000.00
	297,385.67	39,358.00

24

		3,823,229.45
--	--	--------------

27

1

67,804,369.28	17,698,117.94	85,502,487.22
866,058.42		866,058.42
68,670,427.70	17,698,117.94	86,368,545.64

28

	123,991,935.80	93,761,033.88
	123,991,935.80	93,761,033.88
	165,555,059.41	33,563,388.35
10%	17,698,117.94	3,332,486.43
	271,848,877.27	123,991,935.80

29

1

	373,798,666.61	325,099,049.65
	4,451,318.61	2,329,943.98
	378,249,985.22	327,428,993.63
	199,445,060.55	224,258,984.85
	404,484.86	480,922.71
	199,849,545.41	224,739,907.56

2

188,142,748.36	43,140,206.05	124,873,511.90	45,475,176.86
134,104,753.29	128,109,451.17	154,683,812.21	152,112,445.11

2011

	51,542,164.96	28,195,403.33	45,541,725.54	26,671,362.88
	9,000.00			
	373,798,666.61	199,445,060.55	325,099,049.65	224,258,984.85

3

			(%)
1	49,258,303.89		13.02
2	19,127,829.81		5.06
3	8,650,642.74		2.29
4	7,449,680.78		1.97
5	7,167,521.37		1.89
	91,653,978.59		24.23

			(%)
1	13,637,449.83		4.17
2	13,104,444.44		4.00
3	11,311,965.81		3.45
4	10,942,637.61		3.34
5	8,856,070.24		2.70
	57,852,567.93		17.66

30

	5%	2,577,558.25	2,277,138.17
	7%	2,129,991.97	1,275,688.43
	5%	1,480,417.59	546,723.65
		6,187,967.81	4,099,550.25

31

		47,958,253.49	2,971,079.51
		7,029,044.86	4,312,660.48
		4,360,014.60	4,030,000.00
		3,935,341.19	3,450,685.91
		1,662,160.34	607,601.19
		860,409.52	634,069.19

	592,087.04	177,291.41
	435,173.64	394,632.44
	401,310.87	610,357.48
	350,000.00	
	230,776.92	238,545.12
	195,777.80	
	177,693.35	61,488.20
	140,190.03	147,831.13
	139,582.05	351,540.80
	112,717.80	141,671.20
	100,000.00	126,000.00
	94,163.50	16,588.00
	90,000.00	427,073.65
	74,844.60	240,386.60
	10,219.30	299,109.40
		283,247.61
		4,000,000.00
		649,258.67
		150,000.00
	1,541,072.84	2,978,296.20
	60,290,220.28	63,079,381.76
33		
	32,812,350.60	59,142,235.77
	415,880.11	782,841.27
	2,353.80	1,440.49
	502,225.41	321,034.09
	32,901,049.70	58,681,869.08
34		
	5,277,875.44	201,042.84
		114,133.32
	359,603.71	

	3,823,229.45	26,726,770.55
	100,000.00	
	900,000.00	
	4,823,229.45	26,726,770.55

2

37

	30,184.07	23,214,237.07
	30,184.07	16,970,893.49
		6,243,343.59
	22,894.22	131,029.81
	17,670.51	
	3,854,023.67	4,780,274.33
	12,121.83	20,943.36
	3,936,894.30	28,146,484.57

3,854,023.67

38

	10,334,851.82	106,877.59
	-1,297,826.96	-304,185.86
	9,037,024.86	-197,308.27

39

P1	165,555,059.41	33,563,388.35
F	164,936,969.62	62,257,441.87
P2=P1-F	618,089.79	-28,694,053.52
P3		
P4		
SO	305,295,872.00	305,295,872.00
S1		

	Si		
	M		
	Sj		
	Mj		
	Sk		
	M0		
	S=S0+S1+S		
	i *M /M0-S	305,295,872.00	305,295,872.00
	j *Mj /M0-S		
	k		
	X1		
	X2=S+X1		
/			
	Y1=P1/S	0.5423	0.1099
	Y2=P2/S	0.0020	-0.0940
	Y3= P1		
	P3 /X2		
	Y4= P2		
	P4 /X2		
40			
1			
2			
3			

4

5

28,009,116.26

28,009,116.26

28,009,116.26

2008	4	22	
2010	12	31	
28,009,116.26			28,009,116.26

41

1

		1,653,063.91
	1,805,999.87	1,813,408.82
	1,754,630.51	794,657.84
	1,000,000.00	550,000.00
	305,115.21	369,598.59
	415,880.11	275,819.77
	28,009,116.26	
		146,785.00
	33,290,741.96	5,603,333.93

2

	62,785,571.78	31,116,350.50
		2,363,578.20

		2,506,781.36	780,000.00
		65,292,353.14	34,259,928.70
42			
1			
1		165,585,546.02	33,400,443.05
		5,637,479.15	897,695.19
		28,478,669.40	32,019,924.25
		3,438,237.55	3,496,881.86
		1,351,175.05	3,155,424.21
	“ ”	150,534.15	23,056,257.02
	“ ”	9,244.37	
	“ ”		
	“ ”	32,812,350.60	59,142,235.77
	“ ”	-39,976,647.84	-268,464.00
	“ ”	-993,641.10	
	“ ”	-304,185.86	-304,185.86
	“ ”	-1,980,415.41	10,724,559.96
	“ ”	-132,096,262.60	-4,421,188.07
	“ ”	-134,954,241.94	-14,706,731.14
		163,860,533.50	-105,432,752.15
		91,018,375.04	40,760,100.09
2			
3			
		38,315,523.58	142,050,854.70
		142,050.854.70	48,921,457.46

		-103,735,331.12	93,129,397.24
	163,860,533.50	131,034,187.79	
	3,823,229.45	28,009,116.26	
	2		
1			
2			
3			
4			
1		278,000,000.00	
2		200,000,000.00	
		462,684.66	
3		199,537,315.34	
4		249,027,448.03	
		1,033,568.45	
		354,103,929.65	
		106,110,050.07	
3			
		38,315,523.58	142,050,854.70
		164,976.42	462,870.33

	37,550,547.16	121,833,373.91
	600,000.00	19,754,610.46
	38,315,523.58	142,050,854.70

1

	(%)	(%)	
8,000.00	25.55	25.55	29419075-0

2

a

500	45	45	22055302-9
52,750	100	100	72996951-0
100	100	100	66867509-1

3

75213953-1
62390462-0
29446999-7
67862966-2

5

1 /

283,500.00 %
100

%

2

2008 4 22

2010 12 31

28,009,116.26

28,009,116.26

6

1

	697,064.51	697,064.51
	13,759.50	13,759.50

2011 12 31

1

2008 4 22	2008
5 2010 5	
2011 12 31	28,009,116.26

2

2011 12 31

2012 4 9

7800

1

1	100%	2011 2
500	"	2004 35504 "
	21389.5	28622

"	5	2011	12	8
5				
	2011	7	31	
73,000,000.00	112,426,572.47	185,426,572.47		
	2011	12	31	"
				"
				90,000,000.00
				90,000,000.00
95,426,572.47				
			3	
	2011	12	31	
				73,000,000.00
17,000,000.00	95,426,572.47			
2	2011	1	4	
75,406,473.16	29,363,916.36	35,601,615.32		
	2011			
	2011	12	31	

1

1

		(%)	(%)
	34,816,767.68	100.00	1,805,731.25
			5.19
	34,816,767.68	--	1,805,731.25
			--

2011

		(%)		(%)
	4,535,393.23	100.00	322,789.71	7.12
	4,535,393.23	--	322,789.71	--

		(%)		(%)		
1	34,378,432.35	98.74	1,718,921.61	3,878,261.56	85.52	193,913.08
1 2	219,522.00	0.63	21,952.20	203,384.80	4.48	20,338.48
2 3	72,402.00	0.21	14,480.40	275,859.13	6.08	55,171.83
3 4	81,874.95	0.24	24,562.49	177,887.74	3.92	53,366.32
4 5	64,536.38	0.18	25,814.55			
5						
	34,816,767.68	--	1,805,731.25	4,535,393.23	--	322,789.71

2

3

4 5%(5%)

2011 12 31 5% 5%

5

		(%)
1	12,883,353.77	37.00
2	8,336,250.00	23.94
3	3,680,775.00	10.57
4	2,693,057.63	7.73
5	1,435,015.20	4.12

2011

420,205.30	420,205.30	100%	
420,205.30	420,205.30	--	--

	2,250,000.00	1,996,740.74		1,996,740.74
	577,490,000.00	541,769,460.99		541,769,460.99
	1,000,000.00	1,000,000.00		1,000,000.00
2				
3				
4	15,4276,735.63	154,276,735.63		154,276,735.63
	148,391,235.63	148,391,235.63		148,391,235.63
	5,885,500.00	5,885,500.00		5,885,500.00
	743,566,735.63	699,706,344.31	203,030.57	699,503,313.74

	(%)	(%)		
1				
	96	96	4,339,623.62	
	75	75	3,750,000.00	203,030.57
	45	45	253,259.26	
	100	100	35,720,539.01	
	100	100		
2				
3				
4				
	15.02	15.02		
	9.52	9.52		
			44,063,421.89	203,030.57

4

1

	191,226,788.82	125,788,059.98
	4,451,318.61	2,329,943.98
	195,678,107.43	128,118,003.96
	43,140,206.05	46,389,724.94
	404,484.86	480,922.71
	43,544,690.91	46,870,647.65

2

	191,217,788.82	43,140,206.05	125,788,059.98	46,389,724.94
	9,000.00			
	191,226,788.82	43,140,206.05	125,788,059.98	46,389,724.94

3

			(%)
1	49,258,303.89	25.17	
2	19,127,829.81	9.78	
3	8,650,642.74	4.42	
4	7,449,680.78	3.81	
5	7,167,521.37	3.66	
	91,653,978.59	46.84	

			(%)
1	13,104,444.44	10.23	
2	11,311,965.81	8.83	
3	10,942,637.61	8.54	
4	3,780,644.27	2.95	
5	3,566,461.54	2.78	
	42,706,153.67	33.33	

5

1

268,464.00

35,573,270.29 -920,980.08

35,573,270.29 -652,516.08

2

2011	2	
300		
2011	11	27,800.00

6

1

1

176,981,179.39 33,324,864.25

5,163,155.74 13,745,275.32

10,456,994.41 13,817,059.26

3,397,399.41 3,456,043.72

1,351,175.05 3,150,000.00

“ ” -173,851.58 23,033,639.48

“ ” 9,244.37

“ ”

“ ” 31,005,562.23 59,142,235.77

“ ” -35,573,270.29 652,516.08

“ ” -993,641.10

“ ”

“ ” -1,570,615.86 12,635,536.48

“ ” -164,699,483.32 5,713,828.58

	“ ”	-92,484,204.91	-16,224,541.99
		163,860,533.50	-105,432,752.15
		96,730,177.04	47,013,704.80
2			
3			
		20,903,760.78	117,162,877.50
		117,162,877.50	17,546,708.23
		-96,259,116.72	99,616,169.27
2			
1			
2			
3			
4			
1		278,000,000.00	
2		200,000,000.00	
		462,684.66	
3		199,537,315.34	
4		249,027,448.03	
		1,033,568.45	
		354,103,929.65	

		106,110,050.07	
3			
		20,903,760.78	117,944,645.79
		38,964.12	81,768.29
		20,864,796.66	117,162,877.50
			700,000.00
		20,903,760.78	117,944,645.79
		20,903,760.78	117,944,645.78
1			
		204,665.85	-23,056,257.02
		4,823,229.45	26,726,770.55
		131,034,187.79	79,255,981.60

	P2=P1-F	618,089.79	-28,694,053.52
	E0	722,547,734.15	688,984,345.80
	Ei		
	Mi		
	Ej		
	Mj		
	Ek		
	Mk		
	M0	12	12
	E1	916,111,909.82	722,547,734.15
	$E2=E0+P1/2+Ei*$ $Mi/M0-Ej*Mj/M0+$ $Ek*Mk/M0$	819,329,821.99	705,766,039.98
	$Y1=P1/E2$	0.2021	0.0476
	$Y2=P2/E2$	0.0008	-0.0407

2

	本期金额	上期金额	本期金额	上期金额
	0.5423	0.1099	0.5423	0.1099
	0.0020	-0.0940	0.0020	-0.0940

4

	2011	12	31	2010	12	31
103,735,331.12						
						73.03%
	2011	12	31	2010	12	31
265.17%						28,069,138.52
	2011	12	31	2010	12	31
33%						2,538,382.49
	2011	12	31	2010	12	31
72,908,608.24						
						779.22%
						7800
	2011	12	31	2010	12	31

1,388,175.05	91.94%					2011	5		
		2011	12	31		2010	12	31	
167,370,189.80	100%							29,363,916.36	
								17,000,000.00	
		2011	12	31		2010	12	31	17,885,423.40
	38.48%								
			2011	12	31		2010	12	31
3,823,229.45	100%								
		2011	1-12			2010	1-12		49,877,116.23
	236.75%								

2012 4

1
2
3

2012 4 10